

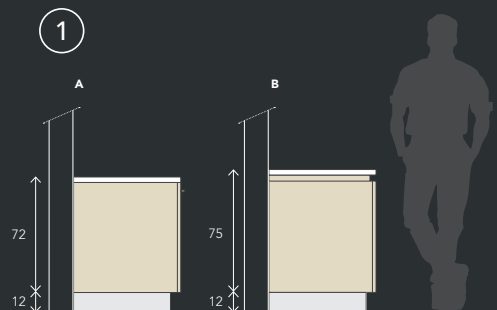
## STRUTTURE

### LIBERTÀ DI DISPOSIZIONE A SECONDA DELLE ESIGENZE

**STRUCTURES**  
FREELY ARRANGED  
TO NEEDS.

**STRUCTURES**  
LIBERTÉ DE DISPOSITION  
SELON LES EXIGENCES.

**ESTRUCTURAS**  
LIBERTAD DE COLOCACIÓN  
SEGÚN LAS EXIGENCIAS.



GRAZIE A ZOCCOLI, FUSTI  
E PIANI DI DIMENSIONI DIVERSE  
È POSSIBILE ASSEMBLARE  
I MOBILI DELL'ALTEZZA  
PIÙ ADATTA A CHI UTILIZZA  
LA SINGOLA CUCINA.

PLINTHS, FRAMES AND SHELVES  
OF DIFFERENT SIZES MAKE IT  
POSSIBLE TO ASSEMBLE THE  
ITEMS TO A HEIGHT SUITABLE  
FOR WHOEVER WILL WORK IN  
THE KITCHEN.

GRÂCES AUX SOCLÉS, FÛTS  
ET PLANS DE DIMENSIONS  
DIFFÉRENTES, IL EST POSSIBLE  
D'ASSEMBLER LES MEUBLES DE  
LA HAUTEUR LA PLUS ADAPTÉE À  
CEUX QUI UTILISENT LA CUISINE.

GRACIAS A ZÓCALOS,  
ARMAZONES Y ENCIMERAS DE  
DISTINTAS DIMENSIONES ES  
POSIBLE MONTAR LOS MUEBLES  
CON LA ALTURA MÁS ADECUADA  
PARA QUIEN UTILIZA LA COCINA.

## SISTEMI DI APERTURA

### I PIÙ USATI FRA I SISTEMI D'APERTURA PROPOSTI NEL PROGRAMMA TIME

**OPENING SYSTEMS**  
THE MOST POPULAR  
OPENING SYSTEMS USED IN  
THE TIME PROGRAMME.

**SYSTÈMES D'OUVERTURE**  
LES PLUS UTILISÉS PARMI LES  
SYSTÈMES D'OUVERTURE  
PROPOSÉS DANS LE  
PROGRAMME TIME.

**SISTEMAS DE APERTURA**  
LOS MÁS UTILIZADOS  
ENTRE LOS SISTEMAS DE  
APERTURA PROPUESTOS EN  
EL PROGRAMA TIME.

**SISTEMA TRENDY / TRENDY SYSTEM /  
SYSTÈME TRENDY / SISTEMA TRENDY**

PER L'APERTURA A GOLA  
CLASSICA IL FUSTO  
È SACOMATO ALL'ALTEZZA  
DELLA PARTE SUPERIORE  
DELL'ANTA, USATA COSÌ  
COME PRESA PER LA MANO.

POUR L'OUVERTURE À GORGE  
CLASSIQUE, LE FÛT EST  
FAÇONNÉ À LA HAUTEUR  
DE LA PARTIE SUPÉRIEURE  
DE LA PORTE, UTILISÉE AINSI  
COMME PRISE POUR LA MAIN.

CLASSICAL GRIP PROFILE  
OPENING FEATURES A FRAME  
SHAPED AT THE HEIGHT OF  
THE TOP OF THE DOOR TO  
CREATE A GRIP FOR THE  
HAND.

PARA LA APERTURA EN PERFIL  
REBAJADO CLÁSICO EL  
ARMAZÓN ESTÁ PERFILADO  
EN LA ALTURA DE LA PARTE  
SUPERIOR DE LA PUERTA,  
UTILIZADA ASÍ COMO  
AGARRE PARA LA MANO.




**SISTEMA FLAT / FLAT SYSTEM /  
SYSTÈME FLAT / SISTEMA FLAT**

LA GOLA PIATTA UTILIZZA IL  
BORDO SUPERIORE DELL'ANTA,  
INCLINATO O CON MANIGLIA,  
COME PRESA PER LA MANO  
E COSÌ AGOLA MOLTO  
L'APERTURA.

LA GORGE PLATE UTILISE LE  
CHANT SUPÉRIEUR DE LA PORTE,  
BISEAUTÉ OU AVEC POIGNÉE,  
COMME PRISE POUR LA MAIN ET  
FACILITE AINSI GRANDÈMENT  
L'OUVERTURE.

THE FLAT GRIP PROFILE USES  
THE TOP EDGE OF THE DOOR,  
INCLINED OR WITH A HANDLE,  
THUS CREATING A GRIP FOR THE  
HAND THAT FACILITATES THE  
OPENING.

EL PERFIL REBAJADO PLANO  
UTILIZA EL BORDE SUPERIOR DE  
LA PUERTA, INCLINADO O CON  
TIRADOR, COMO AGARRE PARA  
LA MANO Y DE ESTA FORMA  
FACILITA MUCHO LA APERTURA.




**SISTEMA MANIGLIA / HANDLE SYSTEM /  
SYSTÈME POIGNÉE / SISTEMA CON TIRADOR**

TIME PROPONE NUMEROSE  
VERSIONI DI MANIGLIE  
SULL'ANTA O IN TESTA  
ALL'ANTA, DIVERSE PER FORME,  
MATERIALI O FINITURE.

TIME PROPOSE DE NOMBREUSES  
VERSIONS DE POIGNÉES SUR LA  
PORTE OU EN TÊTE DE LA PORTE,  
DIFFÉRENTES PAR LEURS FORMES,  
LEURS MATÉRIAUX OU LEURS  
FINITIONS.















TIME PROPOSES SEVERAL  
VERSIONS OF HANDLES ON THE  
DOOR ITSELF OR ON THE TOP  
EDGE, IN DIFFERENT SHAPES,  
MATERIALS AND FINISHES.

TIME PROPOSE NUMEROSAS  
VERSIONES DE TIRADORES EN LA  
PUERTA O EN LA PARTE SUPERIOR  
DE LA PUERTA, DISTINTOS POR  
FORMAS, MATERIALES  
O ACABADOS.




# MANIGLIE PASSO FISSO "MODERNO" (SPECIFICARE L'ARTICOLO RICHIESTO)

HANDLES WITH FIXED PITCH "MODERNO" (INDICATE THE ITEM)

	PASSO MM PITCH	CODICE CODE			PASSO MM PITCH	CODICE CODE	
<b>Art. 174</b> 	160	ZZMAN174	Cromo lucido Glossy chrome		<b>Art. 169</b> 	160	ZZMAN169 Nichel satinato Satin-finish nickel
<b>Art. 170</b> 	160	ZZMAN170	Nichel satinato Satin-finish nickel		<b>Art. 178</b> 	160	ZZMAN178 Nichel satinato Satin-finish nickel
<b>Art. 184</b> 	160	ZZMAN184	Nichel satinato Satin-finish nickel		<b>Art. 17</b> 	16	ZZPOM17 Nichel satinato Satin-finish nickel
<b>Art. 160</b> 	160	ZZMAN160	Nichel satinato Satin-finish nickel		<b>Art. 205</b> 	160	ZZMAN205 Zinco Zinc
<b>Art. 206</b> 	160	ZZMAN206	Verniciata cemento Cement painted		<b>Art. 201</b> 	160	ZZMAN201 Nichel satinato Satin-finish nickel
<b>Art. 200</b> 	160	ZZMAN200	Nichel satinato Satin-finish nickel		<b>Art. 202</b> 	160	ZZMAN202 Nichel satinato Satin-finish nickel
<b>Art. 203</b> 	160	ZZMAN203	Nichel satinato Satin-finish nickel		<b>Art. 204</b> 	160	ZZMAN204 Nichel satinato Satin-finish nickel

















# MANIGLIE PASSO VARIABILE "MODERNO"

HANDLES WITH VARYING PITCH "MODERNO"

	PASSO MM PITCH	CODICE CODE		PASSO MM PITCH	CODICE CODE		
<b>Art. 090</b>	L. 15	96 ZZMAN090		<b>Art. 073</b>	L. 15	96 ZZMAN073	
		Cromo lucido Glossy chrome				Nichel satinato Satin-finish nickel	
<b>Art. 190</b>	L. 25 - 30 - 40 - 45	160 ZZMAN190		<b>Art. 173</b>	L. 25 - 30 - 40 - 45	160 ZZMAN173	
		Cromo lucido Glossy chrome				Nichel satinato Satin-finish nickel	
<b>Art. 390</b>	L. 60 - 90 120	320 ZZMAN390		<b>Art. 373</b>	L. 60 - 90 120	320 ZZMAN373	
		Cromo lucido Glossy chrome				Nichel satinato Satin-finish nickel	
<b>Art. 075</b>	L. 15	96 ZZMAN075		<b>Art. 085</b>	L. 15	96 ZZMAN085	
		Nichel satinato Satin-finish nickel				Nichel satinato Satin-finish nickel	
<b>Art. 175</b>	L. 25 - 30 - 40 - 45	160 ZZMAN175		<b>Art. 185</b>	L. 25 - 30 - 40 - 45	160 ZZMAN185	
		Nichel satinato Satin-finish nickel				Nichel satinato Satin-finish nickel	
<b>Art. 375</b>	L. 60 - 90 120	320 ZZMAN375		<b>Art. 385</b>	L. 60 - 90 120	320 ZZMAN385	
		Nichel satinato Satin-finish nickel				Nichel satinato Satin-finish nickel	
<b>Art. 086</b>	L. 15	96 ZZMAN086		<b>Art. 061</b>	L. 15	64 ZZMAN061	
		Nichel satinato Satin-finish nickel				Cromo lucido Glossy chrome	
<b>Art. 186</b>	L. 25 - 30 - 40 - 45	160 ZZMAN186		<b>Art. 161</b>	L. 25 - 30 - 40 - 45	160 ZZMAN161	
		Nichel satinato Satin-finish nickel				Cromo lucido Glossy chrome	
<b>Art. 386</b>	L. 60 - 90 120	320 ZZMAN386		<b>Art. 361</b>	L. 60 - 90 120	320 ZZMAN361	
		Nichel satinato Satin-finish nickel				Cromo lucido Glossy chrome	

# MANIGLIE PASSO VARIABILE "MODERNO"

HANDLES WITH VARYING PITCH "MODERNO"

	PASSO MM PITCH	CODICE CODE	MAGG. SURCH.	PREZZO		PASSO MM PITCH	CODICE CODE	
<b>Art. 092</b> 	L. 15	96	ZZMAN092		<b>Art. 207</b> 	160	ZZMAN207	
			Nichel satinato Satin-finish nickel				Ferro Iron	
<b>Art. 162</b> 	L. 25 - 30 - 40 - 45	160	ZZMAN162		<b>Art. 093</b> 	L. 15	96	ZZMAN093
			Nichel satinato Satin-finish nickel				Nichel satinato Satin-finish nickel	
<b>Art. 362</b> 	L. 60 - 90 - 120	320	ZZMAN362		<b>Art. 193</b> 	L. 25 - 30 - 40 - 45	160	ZZMAN193
			Nichel satinato Satin-finish nickel				Nichel satinato Satin-finish nickel	
<b>Art. 096</b> 	L. 15	96	ZZMAN096		<b>Art. 393</b> 	L. 60 - 90 - 120	320	ZZMAN393
			Cromo lucido Glossy chrome				Nichel satinato Satin-finish nickel	
<b>Art. 196</b> 	L. 25 - 30 - 40 - 45	160	ZZMAN196		<b>Art. 197</b> 		160	ZZMAN197
			Cromo lucido Glossy chrome				Nichel satinato Satin-finish nickel	
<b>Art. 396</b> 	L. 60 - 90 - 120	320	ZZMAN396		<b>Art. 397</b> 		320	ZZMAN397
			Cromo lucido Glossy chrome				Nichel satinato Satin-finish nickel	
<b>Art. 209</b> 	L. 25 - 30 - 40 - 45	160			<b>Art. 208</b> 		160	ZZMAN208
<b>Art. 382</b> 	L. 60 - 90 - 120	320						
<b>Art. 500</b> 	x H. 204	1920						

# MANIGLIE INTEGRATE "MODERNO" (FATTIBILITÀ MANIGLIE VEDI SCHEDA)

INTEGRATED HANDLES "MODERNO" (FOR HANDLE FEASIBILITY REFER TO SHEET)

## LINEA



finitura inox  
st. steel finish

MISURA DI MENSIONI		
15		
30		
40		
45		
50		
60		
90		
120		

## ONDA



finitura brill lucido  
glossy Brill finish

15		
30		
40		
45		
50		
60		
90		
120		