

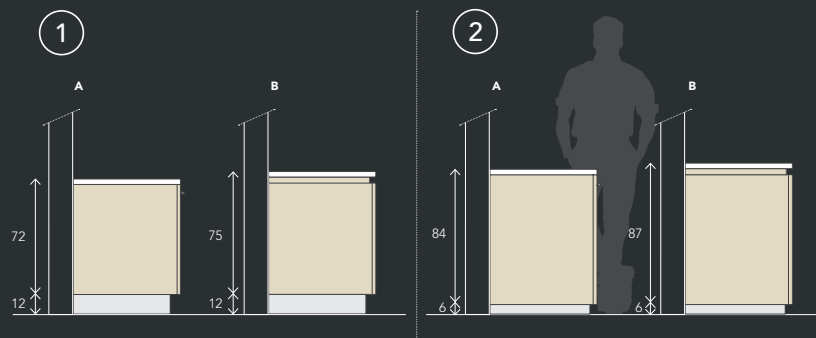
STRUTTURE

LIBERTÀ DI DISPOSIZIONE A SECONDA DELLE ESIGENZE

STRUCTURES
FREELY ARRANGED
TO NEEDS.

STRUCTURES
LIBERTÉ DE DISPOSITION
SELON LES EXIGENCES.

ESTRUCTURAS
LIBERTAD DE COLOCACIÓN
SEGÚN LAS EXIGENCIAS.



GRAZIE A ZOCCOLI, FUSTI
E PIANI DI DIMENSIONI DIVERSE
È POSSIBILE ASSEMBLARE
I MOBILI DELL'ALTEZZA
PIÙ ADATTA A CHI UTILIZZA
LA SINGOLA CUCINA.

PLINTHS, FRAMES AND SHELVES
OF DIFFERENT SIZES MAKE IT
POSSIBLE TO ASSEMBLE THE
ITEMS TO A HEIGHT SUITABLE
FOR WHOEVER WILL WORK IN
THE KITCHEN.

GRÂCES AUX SOCLÉS, FÛTS
ET PLANS DE DIMENSIONS
DIFFÉRENTES, IL EST POSSIBLE
D'ASSEMBLER LES MEUBLES DE
LA HAUTEUR LA PLUS ADAPTÉE A
CEUX QUI UTILISENT LA CUISINE.

GRACIAS A ZÓCALOS,
ARMAZONES Y ENCIMERAS DE
DISTINTAS DIMENSIONES ES
POSIBLE MONTAR LOS MUEBLES
CON LA ALTURA MÁS ADECUADA
PARA QUIEN UTILIZA LA COCINA.

SISTEMI DI APERTURA

I PIÙ USATI FRA I SISTEMI D'APERTURA PROPOSTI NEL PROGRAMMA TIME

OPENING SYSTEMS
THE MOST POPULAR
OPENING SYSTEMS USED IN
THE TIME PROGRAMME.

SYSTÈMES D'OUVERTURE
LES PLUS UTILISÉS PARMI LES
SYSTÈMES D'OUVERTURE
PROPOSÉS DANS LE
PROGRAMME TIME.

SISTEMAS DE APERTURA
LOS MÁS UTILIZADOS
ENTRE LOS SISTEMAS DE
APERTURA PROPUESTOS EN
EL PROGRAMA TIME.


**SISTEMA TRENDY / TRENDY SYSTEM /
SYSTÈME TRENDY / SISTEMA TRENDY**

PER L'APERTURA A GOLA
CLASSICA IL FUSTO
È SACOMIATO ALL'ALTEZZA
DELLA PARTE SUPERIORE
DELL'ANTA, USATA COSÌ
COME PRESA PER LA MANO.

POUR L'OUVERTURE À GORGE
CLASSIQUE, LE FÛT EST
FACONNÉ A LA HAUTEUR
DE LA PARTIE SUPÉRIEURE
DE LA PORTE, UTILISÉE AINSI
COMME PRISE POUR LA MAIN.

CLASSICAL GRIP PROFILE
OPENING FEATURES A FRAME
SHAPED AT THE HEIGHT OF
THE TOP OF THE DOOR TO
CREATE A GRIP FOR THE
HAND.

PARA LA APERTURA EN PERFIL
REBAJADO CLÁSICO EL
ARMAZÓN ESTÁ PERFILADO
EN LA ALTURA DE LA PARTE
SUPERIOR DE LA PUERTA,
UTILIZADA ASÍ COMO
AGARRE PARA LA MANO.




**SISTEMA FLAT / FLAT SYSTEM /
SYSTÈME FLAT / SISTEMA FLAT**

LA GOLA PIATTA UTILIZZA IL
BORDO SUPERIORE DELL'ANTA,
INCLINATO O CON MANIGLIA,
COME PRESA PER LA MANO
E COSÌ AGVOLTA MOLTO
L'OUVERTURE.

LA GORGE PLATE UTILISE LE
CHANT SUPÉRIEUR DE LA PORTE,
BISEAUTÉ OU AVEC POIGNÉE,
COMME PRISE POUR LA MAIN ET
FACILITE AINSI GRANDÈMENT
L'OUVERTURE.

THE FLAT GRIP PROFILE USES
THE TOP EDGE OF THE DOOR,
INCLINED OR WITH A HANDLE,
THUS CREATING A GRIP FOR THE
HAND THAT FACILITATES THE
OPENING.

EL PERFIL REBAJADO PLANO
UTILIZA EL BORDE SUPERIOR DE
LA PUERTA, INCLINADO O CON
TIRADOR, COMO AGARRE PARA
LA MANO Y DE ESTA FORMA
FACILITA MUCHO LA APERTURA.



**SISTEMA MANIGLIA / HANDLE SYSTEM /
SYSTÈME POIGNÉE / SISTEMA CON TIRADOR**

TIME PROPONE NUMEROSE
VERSIONI DI MANIGLIE
SULL'ANTA O IN TESTA
ALL'ANTA, DIVERSE PER FORME,
MATERIALI O FINITURE.

TIME PROPOSE DE NOMBREUSES
VERSIONS DE POIGNÉES SUR LA
PORTE OU EN TÊTE DE LA PORTE,
DIFFÉRENTES PAR LEURS FORMES,
LEURS MATÉRIAUX OU LEURS
FINITIONS.















TIME PROPOSES SEVERAL
VERSIONS OF HANDLES ON THE
DOOR ITSELF OR ON THE TOP
EDGE, IN DIFFERENT SHAPES,
MATERIALS AND FINISHES.

TIME PROPOSE NUMEROSAS
VERSIONES DE TIRADORES EN LA
PUERTA O EN LA PARTE SUPERIOR
DE LA PUERTA, DISTINTOS POR
FORMAS, MATERIALES
O ACABADOS.




MANIGLIE PASSO FISSO "MODERNO" (SPECIFICARE L'ARTICOLO RICHIESTO)

HANDLES WITH FIXED PITCH "MODERNO" (INDICATE THE ITEM)

	PASSO MM PITCH	CODICE CODE			PASSO MM PITCH	CODICE CODE	
Art. 174 	160	ZZMAN174	Cromo lucido Glossy chrome		Art. 169 	160	ZZMAN169 Nichel satinato Satin-finish nickel
Art. 170 	160	ZZMAN170	Nichel satinato Satin-finish nickel		Art. 178 	160	ZZMAN178 Nichel satinato Satin-finish nickel
Art. 184 	160	ZZMAN184	Nichel satinato Satin-finish nickel		Art. 17 	16	ZZPOM17 Nichel satinato Satin-finish nickel
Art. 160 	160	ZZMAN160	Nichel satinato Satin-finish nickel		Art. 205 	160	ZZMAN205 Zinco Zinc
Art. 206 	160	ZZMAN206	Verniciata cemento Cement painted		Art. 201 	160	ZZMAN201 Nichel satinato Satin-finish nickel
Art. 200 	160	ZZMAN200	Nichel satinato Satin-finish nickel		Art. 202 	160	ZZMAN202 Nichel satinato Satin-finish nickel
Art. 203 	160	ZZMAN203	Nichel satinato Satin-finish nickel		Art. 204 	160	ZZMAN204 Nichel satinato Satin-finish nickel

















MANIGLIE PASSO VARIABILE "MODERNO"

HANDLES WITH VARYING PITCH "MODERNO"

	PASSO MM PITCH	CODICE CODE		PASSO MM PITCH	CODICE CODE		
Art. 090	L. 15	96 ZZMAN090		Art. 073	L. 15	96 ZZMAN073	
		Cromo lucido Glossy chrome				Nichel satinato Satin-finish nickel	
Art. 190	L. 25 - 30 - 40 - 45	160 ZZMAN190		Art. 173	L. 25 - 30 - 40 - 45	160 ZZMAN173	
		Cromo lucido Glossy chrome				Nichel satinato Satin-finish nickel	
Art. 390	L. 60 - 90 120	320 ZZMAN390		Art. 373	L. 60 - 90 120	320 ZZMAN373	
		Cromo lucido Glossy chrome				Nichel satinato Satin-finish nickel	
Art. 075	L. 15	96 ZZMAN075		Art. 085	L. 15	96 ZZMAN085	
		Nichel satinato Satin-finish nickel				Nichel satinato Satin-finish nickel	
Art. 175	L. 25 - 30 - 40 - 45	160 ZZMAN175		Art. 185	L. 25 - 30 - 40 - 45	160 ZZMAN185	
		Nichel satinato Satin-finish nickel				Nichel satinato Satin-finish nickel	
Art. 375	L. 60 - 90 120	320 ZZMAN375		Art. 385	L. 60 - 90 120	320 ZZMAN385	
		Nichel satinato Satin-finish nickel				Nichel satinato Satin-finish nickel	
Art. 086	L. 15	96 ZZMAN086		Art. 061	L. 15	64 ZZMAN061	
		Nichel satinato Satin-finish nickel				Cromo lucido Glossy chrome	
Art. 186	L. 25 - 30 - 40 - 45	160 ZZMAN186		Art. 161	L. 25 - 30 - 40 - 45	160 ZZMAN161	
		Nichel satinato Satin-finish nickel				Cromo lucido Glossy chrome	
Art. 386	L. 60 - 90 120	320 ZZMAN386		Art. 361	L. 60 - 90 120	320 ZZMAN361	
		Nichel satinato Satin-finish nickel				Cromo lucido Glossy chrome	

MANIGLIE PASSO VARIABILE "MODERNO"

HANDLES WITH VARYING PITCH "MODERNO"

	PASSO MM PITCH	CODICE CODE	MAGG. SURCH.	PREZZO		PASSO MM PITCH	CODICE CODE	
Art. 092 	L. 15	96 ZZMAN092 Nichel satinato Satin-finish nickel			Art. 207 	160	ZZMAN207 Ferro Iron	
Art. 162 	L. 25 - 30 - 40 - 45	160 ZZMAN162 Nichel satinato Satin-finish nickel			Art. 093 	L. 15	96 ZZMAN093 Nichel satinato Satin-finish nickel	
Art. 362 	L. 60 - 90 - 120	320 ZZMAN362 Nichel satinato Satin-finish nickel			Art. 193 	L. 25 - 30 - 40 - 45	160 ZZMAN193 Nichel satinato Satin-finish nickel	
Art. 096 	L. 15	96 ZZMAN096 Cromo lucido Glossy chrome			Art. 393 	L. 60 - 90 - 120	320 ZZMAN393 Nichel satinato Satin-finish nickel	
Art. 196 	L. 25 - 30 - 40 - 45	160 ZZMAN196 Cromo lucido Glossy chrome			Art. 197 	160	ZZMAN197 Nichel satinato Satin-finish nickel	
Art. 396 	L. 60 - 90 - 120	320 ZZMAN396 Cromo lucido Glossy chrome			Art. 397 	320	ZZMAN397 Nichel satinato Satin-finish nickel	
Art. 209 	L. 25 - 30 - 40 - 45	160			Art. 208 	160	ZZMAN208	
Art. 382 	L. 60 - 90 - 120	320						
Art. 500 	x H. 204	1920						

MANIGLIE INTEGRATE "MODERNO" (FATTIBILITÀ MANIGLIE VEDI SCHEDA)

INTEGRATED HANDLES "MODERNO" (FOR HANDLE FEASIBILITY REFER TO SHEET)

LINEA



finitura inox
st. steel finish

MISURA
DI MENSIONI

15

30

40

45

50

60

90

120

ONDA



finitura brill lucido
glossy Brill finish

15

30

40

45

50

60

90

120

PROGRAMMA LINEA – ONDA

LINEA – ONDA PROGRAMME



Tipo maniglia integrata

Integrated handle



Maniglia Linea
Linea handle



Maniglia Onda
Onda handle

Magg. prezzo

Price surch.

MISURA DIMENSION	MAGGIORAZIONE SURCHARGE
15	25
30	25
40	26
45	26
50	28
60	28
90	35
120	35

UTILIZZO MANIGLIE

HANDLE USE

MODELLO MODEL	LINEA	ONDA
TIME	•	•
EASY LISCIA _UK_	•	•